



# DELETING FILES FROM THE PANEL

Panels have limited storage space. To save space on the panel, make a practice of deleting files after moving and routinely getting rid of unneeded files.

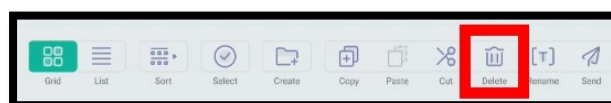
Locate the File app on your panel. Files can be accessed from the Overlay toolbar or from the All Apps waffle on the home screen.

To access from the all apps waffle , tap the apps waffle in the lower right corner. Then tap Files.



Locate and tap on the file/folder you wish to delete to bring up the bottom menu.

From the bottom menu, tap “delete.”



The panel will prompt “Are you sure to delete?”

Tap “Ok” to delete.

